





# 9310 VEHICULAR SLIDE GATE OPERATOR




**entrapment**  
prevention system  
reverses gate on contact



**fail-safe release**  
Never be locked out (or in)  
of your property



**built in**  
power and reset switches



**partial open**  
allows long gates to open 14  
feet for automobile traffic, or  
opens gate fully for large trucks  
or oversized vans

- Direct driven limit nuts for precise gate control and eliminates secondary chains and sprockets
- Safety - built-in electronic reverse system
- Special anti-tailgating feature helps to reduce unauthorized vehicle access
- Advanced microprocessor control board features programming switches to set the mode of operation required and has ports for DKS plug-in loop detectors to simplify wiring
- Built-in operator diagnostics
- Convenience outlets for accessory transformers
- Attractive 1/4 inch polyethylene cover
- G90 galvanized steel frame prevents rusting
- This operator meets or exceeds the requirements of the UL 325 and UL 991 safety standards and is ETL Listed
- 5-year limited warranty

FEATURES

## ACCESS CONTROL SOLUTIONS



