



# 9310 VEHICULAR SLIDE GATE OPERATOR




**entrapment**  
prevention system  
reverses gate on contact



**fail-safe release**  
Never be locked out (or in)  
of your property



**built in**  
power and reset switches



**partial open**  
allows long gates to open 14  
feet for automobile traffic, or  
opens gate fully for large trucks  
or oversized vans

- Direct driven limit nuts for precise gate control and eliminates secondary chains and sprockets
- Safety – built-in electronic reverse system
- Special anti-tailgating feature helps to reduce unauthorized vehicle access
- Advanced microprocessor control board features programming switches to set the mode of operation required and has ports for DKS plug-in loop detectors to simplify wiring
- Built-in operator diagnostics
- Convenience outlets for accessory transformers
- Attractive 1/4 inch polyethylene cover
- G90 galvanized steel frame prevents rusting
- This operator meets or exceeds the requirements of the UL 325 and UL 991 safety standards and is ETL Listed
- 5-year limited warranty

FEATURES

## ACCESS CONTROL SOLUTIONS

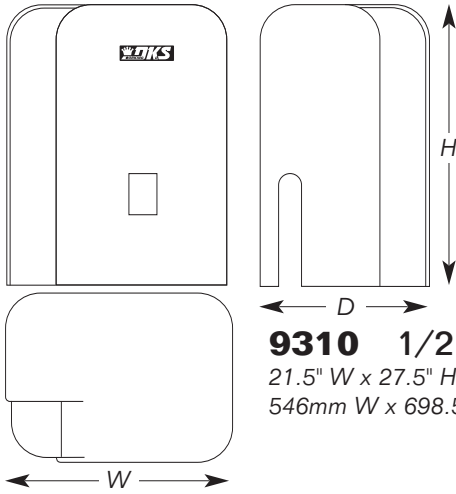




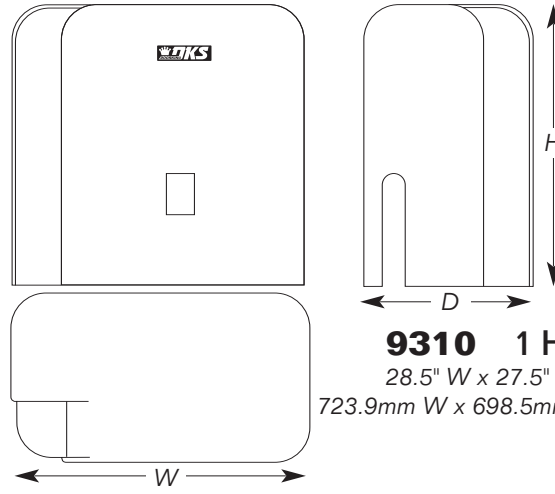
9310 VEHICULAR

# SLIDE GATE OPERATOR

The DKS 9310 series of slide gate operators offer convenience, reliability and safe operation in a small, compact design. These operators are ideally used in residential, commercial or industrial high-use applications. The innovative fail-safe design of these operators significantly reduces the chance of injury or entrapment and makes these operators the safest slide gate operators in the market today! Designed with versatility in mind, the 9310 can be configured for front, center or rear drive applications and can be pad or post mounted.



**9310 1/2 HP**  
 21.5" W x 27.5" H x 16.5" D  
 546mm W x 698.5mm H x 419mm D



**9310 1 HP**  
 28.5" W x 27.5" H x 16.5" D  
 723.9mm W x 698.5mm H x 419mm D

## 9310 1/2 HP Specs

Class of operation	Max Gate Length *	Max Gate Weight *	HP	Power	Convenience Open Package
I, II, III, IV	30 Ft (9.1 m)	1000 Lbs. (453.6 kg)	1/2 HP 60 cycles/hr continuous duty	115 VAC, 60 Hz, 5.4A 230 VAC, 60 Hz, 2.7A** 208 VAC, 60 Hz, 2.7A** 460 VAC, 60 Hz, 1.4A**	Optional

## 9310 1 HP Specs

Class of operation	Max Gate Length *	Max Gate Weight *	HP	Power	Convenience Open Package
I, II, III, IV	45 Ft (13.7 m)	1500 Lbs. (680.3 kg)	1HP 60 cycles/hr continuous duty	115 VAC, 60 Hz, 9.7A 208/230 VAC, 60 Hz, 4.9A** 208/230 VAC, 60 Hz, 2.8A 460 VAC, 60 Hz 1.3A	Optional

\* Assumes gate to be in good condition and must be on a level surface.  
 When combined with convenience open option, 1/2HP max weight is 800 Lbs., and 1300 Lbs. with 1HP.  
 \*\* These operators use a step-down transformer, to achieve 115 VAC operating voltage.

## General Specs

**Mechanical**  
 Primary Reduction: 10:1 worm  
 Chain: #40  
 Speed: Approximately 10 in/sec (254 mm/sec)  
 Cover: 1/4 inch polyethylene  
 Frame: G90 Galvanized steel to prevent rusting

**Manual Release**  
 Fail Safe: Push gate open  
 Fail Secure: Keyed release optional

**Operator kit**  
 includes chain brackets, hardware, and 20-foot (6 m) of #40 chain

**Advanced Features**  
 Adjustable partial open limit  
 Power start boost circuit (1/2 HP only)  
 Direct driven limit nuts for precise gate control  
 Auto-close timer 1-23 sec.  
 Selectable loop function-stop or reverse  
 Timer override feature helps prevent tailgating  
 Automatically assumes fail-safe mode when an entrapment condition exists  
 Built-in operator diagnostics  
 Gate Tacker reporting output provides operator data to access control system (DKS systems with card access only)  
 Power and alarm reset switches  
 Ports for plug-in open and reverse loop detectors. DKS plug-in detectors only  
 Convenience outlets for plug-in accessory transformers

**Safety Standards**  
 Complies with the UL 325 and UL 991 safety standards  
 ETL listed  
**Operating Temp**  
 10°F to 140°F  
 -12°C to 62°C  
 Heater kit recommended for colder environments

**Shipping Weight**  
 Approximately 130-150 lbs (31.8 kg)

**Warranty**  
 5-year limited factory warranty

Distributed by:

**DOORKING®, INC.**  
 120 Glasgow Avenue, Inglewood, California 90301 U.S.A. Tel: 310-645-0023 FAX: 310-641-1586 www.doorking.com  
 © 2005 All Rights Reserved. Product specifications may change without notice. Rev. 5/05

