

FAAC 700I Battery Back-Up (220VAC) Instruction Sheet

- 1) Plug in the batteries (supplied) with the battery back-up unit. The red wire goes to the red side (positive +) of the batteries. The black wire goes to the black side (negative -) of the batteries. When replacing the batteries **always use** the same type and voltage. **2 Batteries** at **6V 12Ah** each. Sealed Lead Battery.
- 2) Wire the main power (from breaker box) into the “AC Input” terminals.
- 3) The center terminal is for grounding the incoming and outgoing power.
- 4) Wire the “AC Output” terminals the FAAC control panel’s main power input terminals. (See the Installation manual for correct placement)
- 5) Wire the “Open/Hold Open” terminals to the appropriate terminals on your control panel. (See the installation manual for correct placement)
- 6) Turn the battery back-up unit on. The switch is located in the top left corner of the 700I.

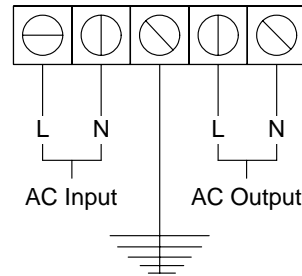
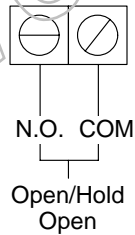
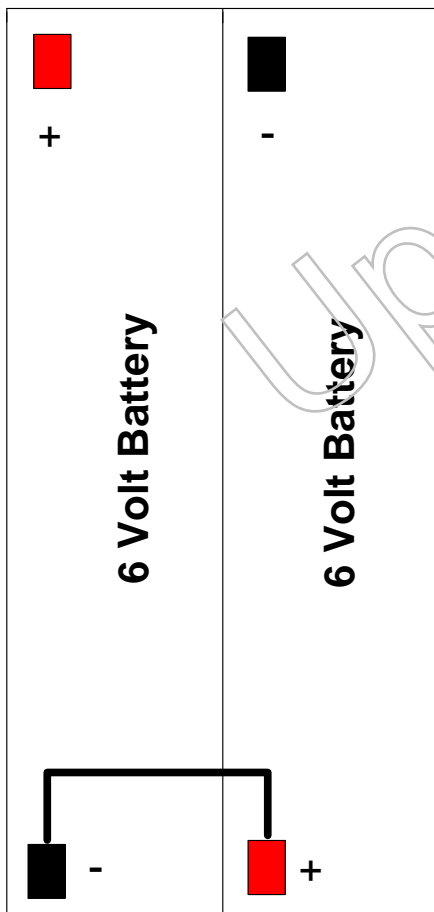
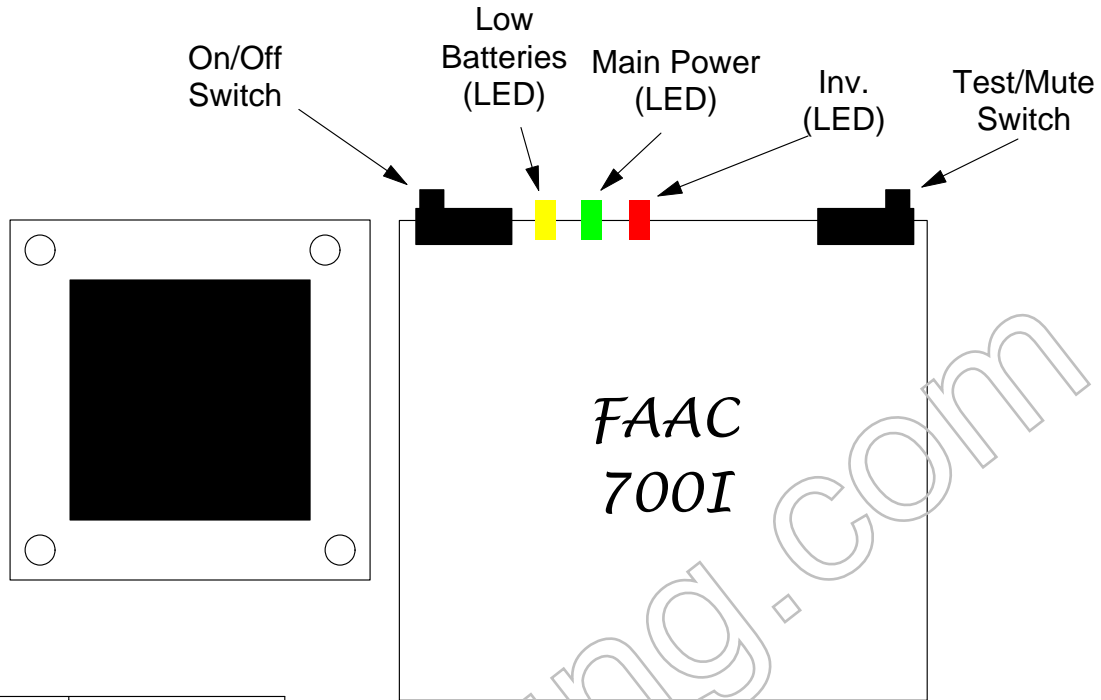
With the switch turned off the unit is a “charge only” state. Main power will still flow thru the battery back-up unit, but the gate system will not be “backed-up”.

On a dual gate system the unit has two “Open/Hold Open” terminals labeled Gate1 and Gate 2 these need to be wired to the open contacts on the control panel for each gate system. Same is for the “AC Outputs”. The 30VDC needs to be wired to one of the control panels 30VDC output. (24VDC will work also)

The following table explains the leds. These are status leds and will help in troubleshooting your battery back-up.

LED Status Chart	
Yellow	Low Battery led, When lit solid this means that the batteries are low and need charging or changed. When flashing this means the unit is switched off and is in a charge only state.
Green	Main Power led. When lit this means the main power line is ok.
Red	Inverter led. When lit this means that the main power line has failed and the system is on back-up power.

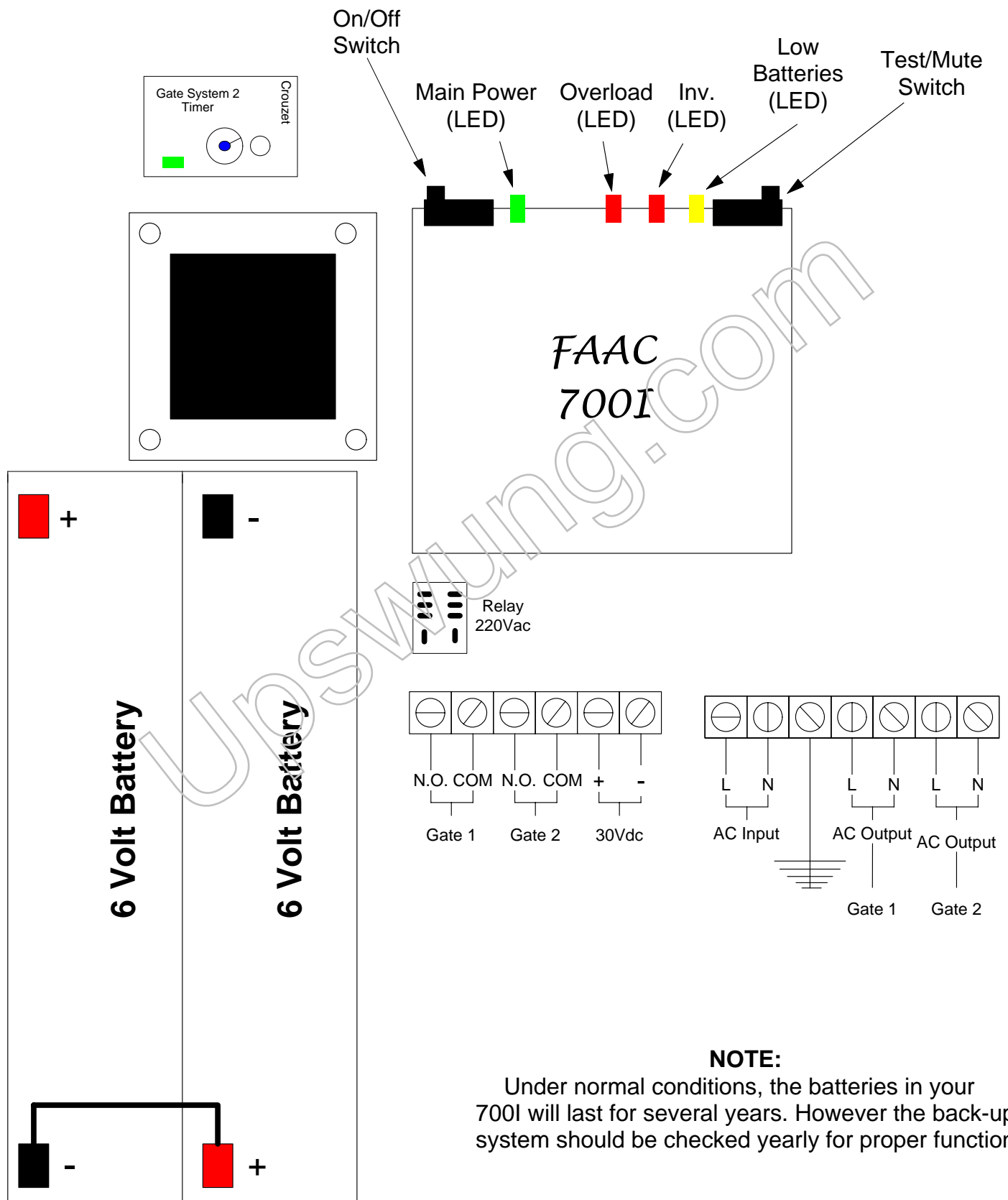
FAAC 700I BATTERY BACK-UP 220VAC



NOTE:

Under normal conditions, the batteries in your 700I will last for several years. However the back-up system should be checked yearly for proper function.

FAAC 700I BATTERY BACK-UP 220VAC (DUAL GATE SYSTEM)



NOTE:

Under normal conditions, the batteries in your 700I will last for several years. However the back-up system should be checked yearly for proper function.