

# Accessories



**RAMSET Magnetic Lock**  
Secures the gate(s) closed.



**RAMSET ILD-24S Loop Detector**  
A safety device that stops the gate from closing on a vehicle.



**V Groove Wheels**  
Solid steel and UHMW wheels.  
Size: 4" & 6"  
Color: Black or white



**RAMSET Fire Box**  
Allows the fire department to open your gate in case of an emergency.



**RAMSET BBS-Battery Back-Up System**  
Opens your gate when power is lost.




**Post Mounts**  
1/4" angle iron flats, 3/16" square tubing legs.  
Used to mount the operator off the ground.




**Key Switch Box**  
Suitable for use on entry doors where access is restricted by a key.



**Guide Rollers**  
Heavy duty UHMW rollers.  
Lengths: 4", 6", 12"  
Colors: Black or white



**Adjustable Guide Roller**  
Heavy duty UHMW rollers adjust to fit any gate.  
Lengths: 4", 6", 12"  
Colors: Black or white



**RPI (Ramset Power Inverter)**  
Maintains power to your operator and accessories when the main power is lost. 750W output.



**Keypad**  
1,024 Codes  
5,112 Event Log  
LCD Display  
7-Day Timer  
Time Zones  
Latching Stainless Steel Faceplate




**Goose Necks**  
Square - 14 ga.  
Available in 48" padmount or 66" in-ground. Used for mounting keypads, phone entry systems, card readers...etc.

10-Year Warranty Residential	7-Year Warranty Commercial
------------------------------	----------------------------

**DISTRIBUTED BY:**

Opening the way...

- ✓ Easy Installation
- ✓ Heavy Duty
- ✓ Reliable
- ✓ Low Maintenance




**RAM 5000**  
Commercial Industrial



**RAM 5100**  
Commercial Industrial



**RAM 5200**  
Commercial Industrial



Designed to satisfy the need for gate operators in high traffic areas, such as residential gated communities, public storages, industrial parks and government facilities.

### SPECIFICATIONS:

MAXIMUM GATE WEIGHT: 1000 lbs.
MAXIMUM GATE TRAVEL: 40'
GATE TRAVELING SPEED: Approx. 1' per sec.
CYCLES: continuous. SHIPPING WEIGHT: 125 lbs.
OPERATING TEMPERATURE: -10° F to 160° F

#### Electric Motor:

1/2 hp, 120 VAC, 4.5 amp 50 - 60Hz, continuous duty with high speed ball bearings and resettable overload button.

#### Heavy Duty Worm Gear:

Lubricated in an oil bath for smooth and quiet operation.

#### Limit Switches:

Mechanical adjustment for accurate gate stop settings.

#### Finish:

Gold/Zinc plated to inhibit corrosion.

#### Cover:

High-impact resistant charcoal gray polyethylene.

#### Cover Dimensions:

H: 25" L: 16 1/2" W: 18 1/2"



## RAM 5000

Commercial / Industrial

### SPECIFICATIONS:

MAXIMUM GATE WEIGHT: 2000 lbs.
MAXIMUM GATE TRAVEL: 40'
GATE TRAVELING SPEED: Approx. 1' per sec.
CYCLES: continuous. SHIPPING WEIGHT: 125 lbs.
OPERATING TEMPERATURE: -10° F to 160° F

#### Electric Motor:

3/4 hp, 120 VAC, 8.5 amp 50 - 60 Hz, continuous duty with high speed ball bearings and resettable overload button.

#### Heavy Duty Worm Gear:

Lubricated in an oil bath for smooth and quiet operation.

#### Limit Switches:

Mechanical adjustment for accurate gate stop settings.

#### Finish:


Gold/Zinc plated to inhibit corrosion.

#### Cover:

High-impact resistant charcoal gray polyethylene.

#### Cover Dimensions:

H: 25" L: 16 1/2" W: 18 1/2"



## RAM 5100

Commercial / Industrial

### SPECIFICATIONS:

MAXIMUM GATE WEIGHT: 3000 lbs.
MAXIMUM GATE TRAVEL: 40'
GATE TRAVELING SPEED: Approx. 1' per sec.
CYCLES: continuous. SHIPPING WEIGHT: 125 lbs.
OPERATING TEMPERATURE: -10° F to 160° F

#### Electric Motor:

1 hp, 220 VAC, 4.5 amp 50 - 60Hz, continuous duty with high speed ball bearings and resettable overload button.

#### Heavy Duty Worm Gear:

Lubricated in an oil bath for smooth and quiet operation.

#### Limit Switches:

Mechanical adjustment for accurate gate stop settings.

#### Finish:

Gold/Zinc plated to inhibit corrosion.

#### Cover:

High-impact resistant charcoal gray polyethylene.

#### Cover Dimensions:

H: 25" L: 16 1/2" W: 18 1/2"



## RAM 5200

Commercial / Industrial

## RAMSET "Intelligate" Control Board

The Intelligate control board is the most advanced gate controller in the industry, putting Ramset ahead of the competition when it comes to reliability and number of features. It is controlled by a programmable microprocessor that reads and precisely executes all functions of the control board. Some of the features of the control board include:

- \* Automatic close timer
- \* Pre warning alarm relays
- \* Constant warning alarm relays
- \* Self adjusting ERD
- \* Dual gate communication capability
- \* Secure close
- \* Anti-tailgating/One pass system
- \* Radio cycle (open, stop & close)
- \* Open & close delays
- \* Indicator lights for easy troubleshooting
- \* Plug in loop detectors
- \* Left/Right installation switch

